

Installation Guide for Time Album V1.0

For Windows:

Step 1:

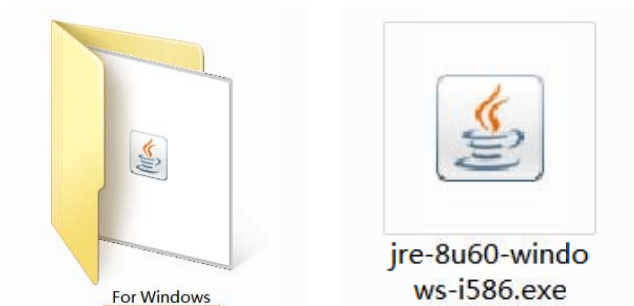
Check the system type.

System	
Rating:	System rating is not available
Processor:	Intel(R) Core(TM) i5-2500K CPU @ 3.30GHz
Installed memory (RAM):	1.00 GB
System type:	32-bit Operating System
Pen and Touch:	No Pen or Touch Input is available for this Display

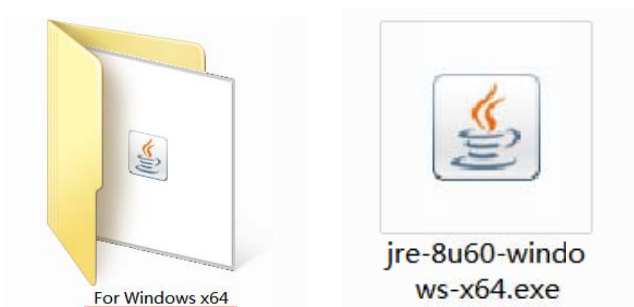
Step 2:

Installing the JAVA Virtual Machine.

For 32-bit Operating System:



For 64-bit Operating System:



Step 3:

Run TimeAlbum.

For 32-bit Operating System:



TimeAlbum_V1.
9.5.3_CHS_32bi
t.exe

For 64-bit Operating System:



TimeAlbum_V1.
9.5.3_CHS_64bi
t.exe

For Mac OS:

Open the folder " For Mac&Linux" in the CD-ROM.

Double click to run TimeAlbum.



For Mac & Linux

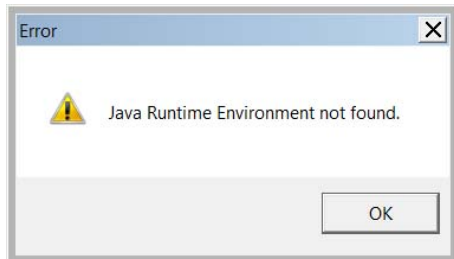


TimeAlbum_V1.9.5_ENG.
jar

Q&A:

1. Q: Error warning: Java Runtime Environment not found.

A: Please install the correct version of Java Virtual Machine first.



2. Q: Error warning: as following screenshot.

A: Please run the correct version of TimeAlbum.

e.g.: TimeAlbum-32bit for 32bit system, TimeAlbum-64bit for 64bit system.

