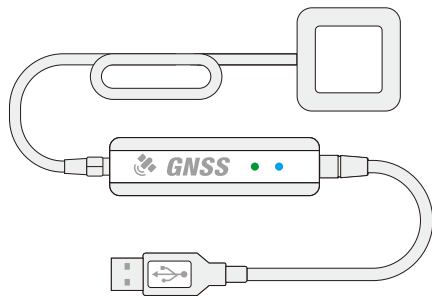


P-9 RACE

Professional Racing GNSS Receiver

Quick Start



CAUTION

Thank you for choosing our product.

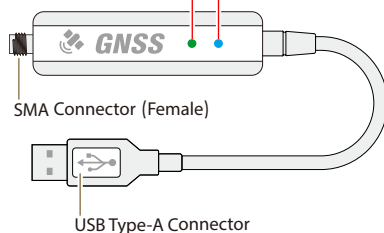
This manual is intended to guide you through the safe and correct use of the product and its accessories, avoiding improper operations that may result in injury of yourself or any other person or cause device damage.

As a precision electronics, the product contains no component that can be repaired by your own. Any attempt to disassemble the product will void the original manufacturer's warranty.

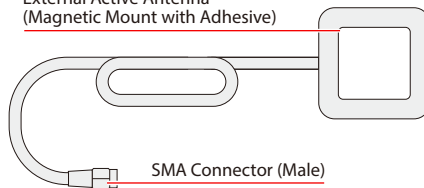
The protection class of the external active antenna is IP67, which can work normally in all-weather environments such as rain, snow and high dust, but do not immerse the antenna completely in water. The main unit of the P-9 Race is not waterproof.

Parts Description

GNSS Status Lamp Bluetooth Lamp



External Active Antenna
(Magnetic Mount with Adhesive)



● GNSS Status Lamp

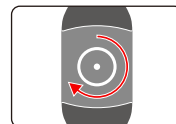
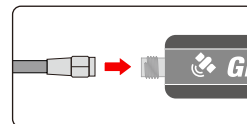
- No signal received: Always on
- Signal received: Flashing

● Bluetooth Lamp

- Connected: always on
- Disconnected: off

Steps to Use

- 1 Connect the P-9 Race to the external active antenna, and tighten the antenna connector clockwise.



- 2 Place the external active antenna in a position with a good view of the sky, such as the roof of the car, the top of the helmet.




- ❗ **The main unit of the P-9 Race is not waterproof.**
- ❗ **The placement of the antenna significantly affects the accuracy of the tracks. For more placement suggestions, please visit:**

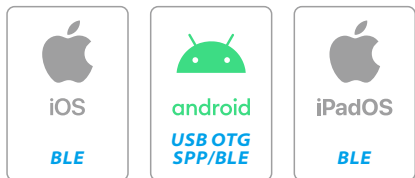
cbgps.com/p9/q

Connect to the Terminal Device

The P-9 Race supports two connection modes: wired and wireless. Both connection modes are supported to connect the device simultaneously.



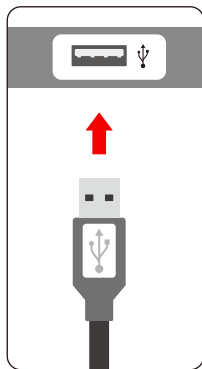
The operating systems and connection modes supported by the P-9 Race are as follows:



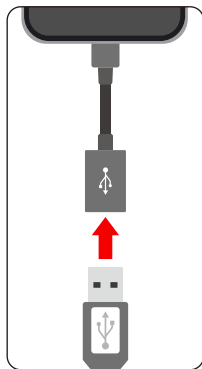
3

1 Wired Connection

Plug the USB connector into the computer.



Plug the USB connector into the mobile device via an OTG cable.



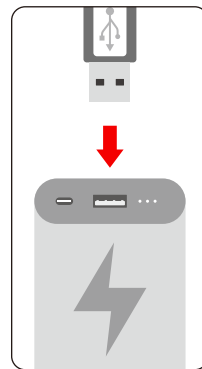
How to connect with terminal device please visit:

cbgps.com/p9/q

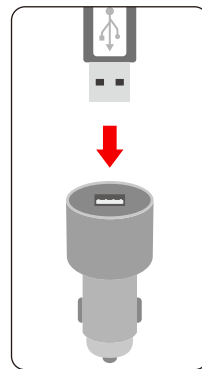


2 Bluetooth Connection

Connect with the power bank during portable use.



Connect with the car charger while driving.



The P-9 Race supports two Bluetooth protocols: BLE5.1 and SPP 2.1.

How to connect with the App, please visit:

cbgps.com/p9/q



4

5

How to Use the App

The P-9 Race supports applications for multiple platforms, please refer to the support page for usage.

We will continuously update the list of supported App.

cbgps.com/p9/q



App Store



Google Play

Specifications

Protection class	External Active Antenna IP67
Operating temperature	-20 °C to +50 °C / -4 °F to +122 °F
Constellation	GPS (L1C/A, 1575.42MHz), BeiDou (B1I, 1561.098MHz), Galileo (E1-B/C, 1575.42MHz), GLONASS (L10F, 1602MHz), QZSS (L1C/A, 1575.42MHz), SBAS (EGNOS, GAGAN, MSAS, WAAS, QZSS L1S)
Accuracy *	Horizontal: 0.7m/CEP(50%), 2.0m/CEP(95%) Vertical: ± 15m
Acquisition time *	Reacquisition: <2s, Hot start: <2s, Cold start: <29s
Output sentences	Protocol: NMEA 0183 Messages: GNRMC, GNGGA, GNGSV, GNGSA (Default)
Geodesics	WGS84
Update rate	25Hz (Default)
Bluetooth	SPP 2.1, BLE 5.1 Range: >10m (33 feet)
Connectors	USB device: USB 2.0 Type-A Antenna connectors: SMA
Power consumption	Main unit: DC 5V / 70mA Antenna: DC 3.3V / 35mA
Dimensions (WxHxD)	Main unit: 65 × 18 × 10mm / 2.6 × 0.7 × 0.4in Antenna feeder: 300cm / 9.8feet
Weight	Main unit: 22g / 0.74oz Antenna: 118g / 4.2oz

* The test was done outdoor, in an open area.

On content unmentioned in the instruction, please visit the official website at any time to learn about the latest use skill and information.

Trademark

CÖLUMBUS™ is a trademark of Victory Co., Ltd.

Reproduction, transfer, distribution or storage of part or all of the contents in this document in any form without the prior written permission of VICTORY is prohibited.

Under no circumstances shall VICTORY be responsible for any loss of data or income or any special, incidental, consequential or indirect damages howsoever caused.

Other product and company names mentioned herein may be trademarks or trade names of their respective owners.